Carbon Reduction Plan for Sharpsmart

Sharpsmart
MAKING HEALTHCARE SAFER

NET ZERO TOGETHER

SUPPLIER: SHARPSMART LTD
PUBLICATION DATE: MAY 2026
REPORTING PERIOD: JULY 2024 - JUNE 2025

WWW.SHARPSMART.CO.UK/NET-ZERO-TOGETHER



Sections

1. The Story So Far 03

2. Commitment to Achieving Net Zero 05

3. Baseline Emissions Footprint 07

4. Current Emissions Reporting 09

5. Emissions Reduction Targets 12

6. Carbon Reduction Projects 12

7. Sign off 18

The Story So Far

Sustainability and the pursuit of environmentally responsible solutions has been an integral part of our UK core brand focus for 25 years. Through greener products, waste reduction initiatives, and industry-redefining processes, our sustainability transformation strategies are driving the carbon reduction goals of not only our own business, but the entire UK healthcare sector.





Sharpsmart has been proactively providing a product and service that is both safe and sustainable for 25 years. In that time, we've partnered with hospital trusts all over the UK working together to achieve the highest standards of sustainability and carbon emission reductions in the industry.

We're constantly working to improve waste segregation throughout the NHS and supporting new waste streams to divert a higher volume of waste away from landfill, treatment and high-temperature incineration. Our extensive experience providing services in every area of a hospital enables us to manage all types of healthcare waste and always use the best practices of management, disposal, treatment and recovery. Our partnership approach has us working with the NHS to develop auditable and reportable waste plans and milestones that help deliver improvements related to safety, efficiency and carbon footprint reduction.

Working within the four walls of the hospital, we deliver much more than the traditional 'waste collection' approach that healthcare waste companies generally provide; our consultants are on-site conducting waste audits, KPI management strategies and staff training.

We further support the NHS by identifying resources being disposed of that can be either recovered, recycled, or sent for alternative treatment, while also working to eliminate all single-use plastic and packaging associated with containers for sharps and clinical waste.

By aligning with NHS and industry partners, we're consistently forward-thinking and working towards developing new innovations in sustainable waste management; further supporting our partners by providing sustainability education and messaging that's clear and easy to understand. We offer total transparency and visibility of the CO2 generation across our business and related services which enables us to analyse the data and take action where and when needed.

Our Commitment to Achieving Net Zero

As an organisation, we are committed to bold collective action in decarbonising our operations and partnership strategies, to achieve net **zero emissions by 2040.**

Sharpsmart Ltd ("Sharpsmart") is a supplier of the world's first reusable sharps container system, which now supports over 140 hospitals and healthcare sites in the UK in reducing their carbon emissions.

Sharpsmart are committed to leading the healthcare waste industry in practices that minimise environmental impact through innovation and offering total waste management solutions that help to reduce the carbon footprint of healthcare waste.

As part of its Delivering a Net Zero National Health Service (NHS) Strategy, the NHS has set out a clear aim to become the world's first net zero national health service, with targets to reach net zero for carbon emissions within its control by 2040 and within its wider sphere of influence (NHS Carbon Footprint Plus) by 2045. As a partner that has continuously innovated within sustainability in mind and pushed for more sustainable approaches within healthcare waste management, Sharpsmart are fully supportive of these ambitions.

These ambitious targets require bold collective action, and by working with our customers, employees and supply chain we believe we can achieve Net Zero, together.

Baseline Emissions Footprint

Our baseline emissions will form a reference point against which all future emissions will be measured.



Sharpsmart's baseline emissions are a record of the greenhouse gases that are produced prior to the intruduction of any carbon reduction strategies. They will form the reference point against which all future emissions will be measured.

Intensity Metrics

- **Total tCO2e per *FTE on gross scope 1, 2 & 3:** 18.1
- **Total tCO2e per *£m Turnover on gross scope 1, 2 & 3**: 191.7

Table 1. UK GHG emissions and energy use data for baseline year 01 July 2021 to 30 June 2022

Emissions source	Carbon (tCO_2e)
Total Scope 1	**3041.8**
Total Scope 2	**447**
SCOPE 3	
Category 4: Upstream transportation and distribution	91.0
Category 5: Waste Generated in Operations	458.3
Category 6: Business travel	144.9
Category 7: Employee Commuting	205.5
Category 8: Downstream transportation and distribution	21
Total Scope 3	**921**
Grand Total	**4409**
Intensity Metric 1 - per FTE	18.1
Intensity Metric 2 - per £m Revenue	191.7

Adjustments:

Rainham Gas was using extrapolated data: 591,400 kg CO2e total, Now using flogas primary data for 5 months (extrapolated across the year) with 411,456 kg CO2 total. Spennymoor Electric missing from baseline year. Now using primary data for 7 months, extrapolated across the year. Adding 50,073 kg CO2 to baseline year. Spennymoor Gas missing from baseline year. Now using primary data for 8 months, extrapolated across the year. Adding 45,346 kg CO2 to baseline year. Stoke gas was using extrapolated data: 99,162 kg CO2e total, Now using Crown Gas primary data for 8 months (extrapolated across the year) with 190,975 kg CO2 total. Downstream Transportation was missing from baseline year. Now using extrapolated data for postal and courier services. Adding 20,959 kg CO2 to baseline year.

Current Emissions Reporting

By monitoring our current carbon footprint and comparing to the baseline year, we are evaluating the success of our carbon reduction initiatives and identifying further areas for action.



Sharpsmart's total emissions for the 2024-2025 reporting period have reduced by 2,252.9 tCO2e compared to the previous reporting year. Also, compared to our baseline year, our overall emissions have reduced by 3%, driven by significant decreases of our Scope 2 and 3. Scope 1 emissions have increased due to operational growth and higher activity levels across our sites.

Scope 2 emissions have reduced by 16% since the previous reporting period and are now 36% lower than our baseline year.

Scope 3 emissions are shown to have decreased by 56.2% relative to the baseline year.

Given the continued business expansion during this reporting period, our carbon intensity metrics show a clear downward trend, reflecting Sharpsmart's commitment to sustainable operational scaling.

Table 2. GHG Emissions for Reporting Year 2024-25:

Emissions source	Carbon (tCO_2e)	vs Baseline Year
Total Scope 1	**3586.5**	**18%**
Total Scope 2	**288.0**	**-36%**
SCOPE 3		
Category 4: Upstream transportation and distribution	5.9	
Category 5: Waste Generated in Operations	145.0	
Category 6: Business travel	93.9	
Category 7: Employee Commuting	150.0	
Category 8: Downstream transportation and distribution	8.4	
Total Scope 3	**403.6**	**-56.2%**
Grand Total	**4278.1**	**-3.0%**
Intensity Metric 1 - per FTE	13.6	-25.0%
Intensity Metric 2 - per £m Revenue	102.5	-46.5%

Intensity Metrics

- **Total tCO2e per *FTE on gross scope 1, 2 & 3:** 13.6 **(-25% vs baseline year)**
- **Total tCO2e per *£m Turnover on gross scope 1, 2 & 3:** 102.5 **(-46.5% vs baseline)**

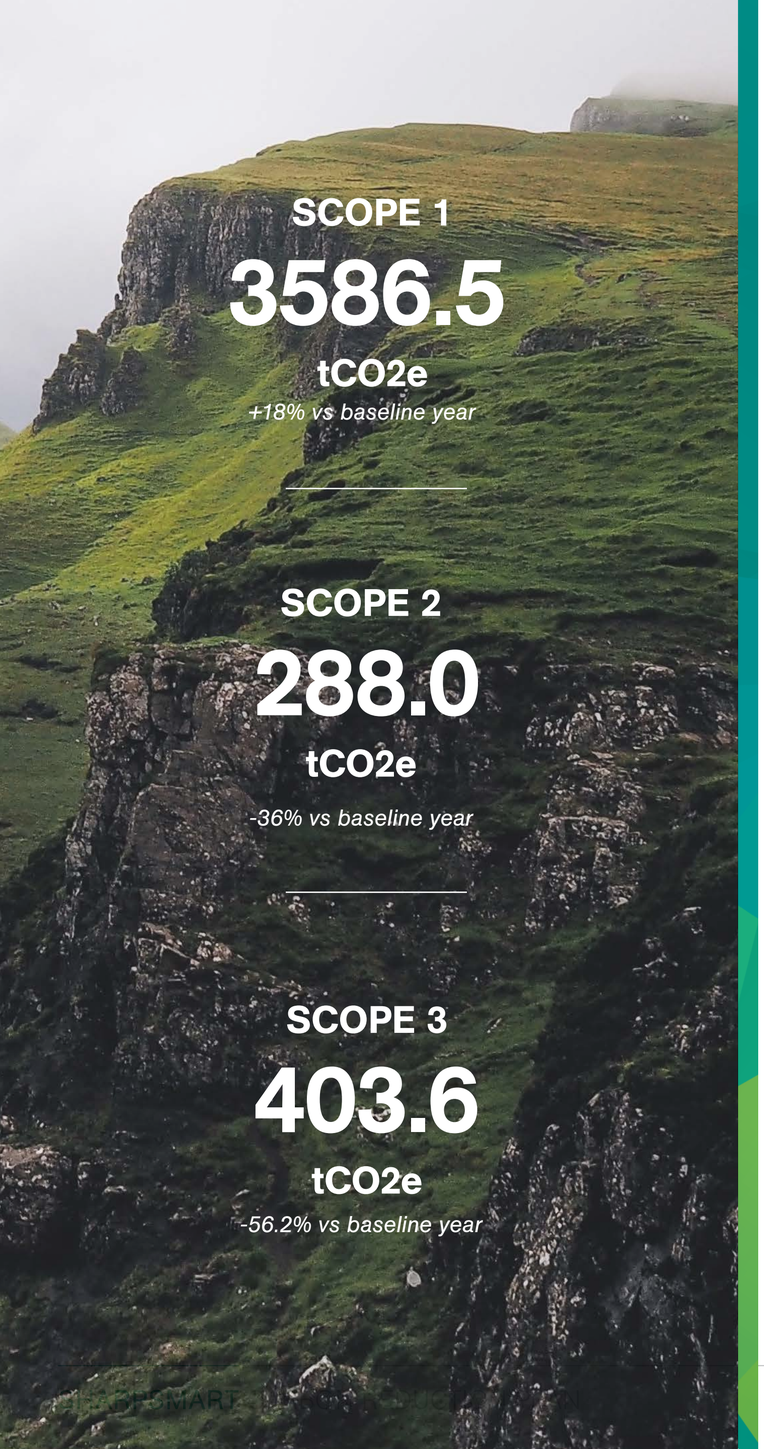

SCOPE 1

3586.5

tCO2e

+18% vs baseline year

SCOPE 2

288.0

tCO2e

-36% vs baseline year

SCOPE 3

403.6

tCO2e

-56.2% vs baseline year

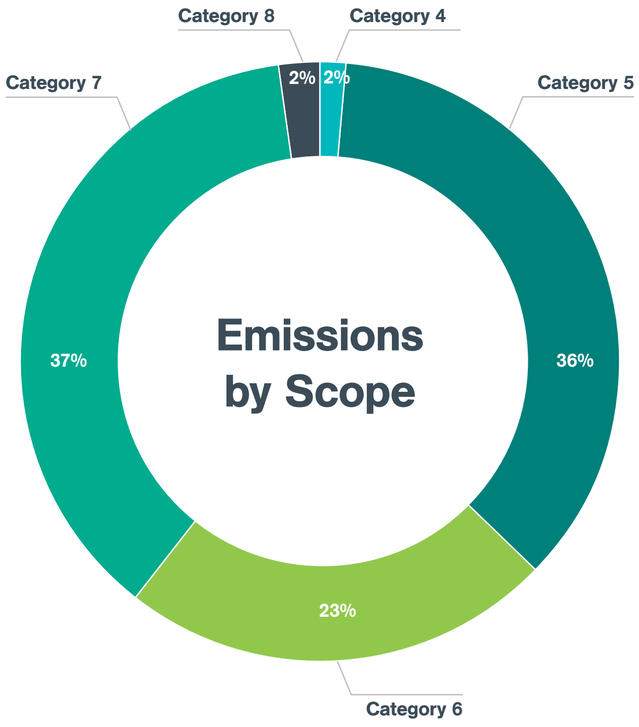

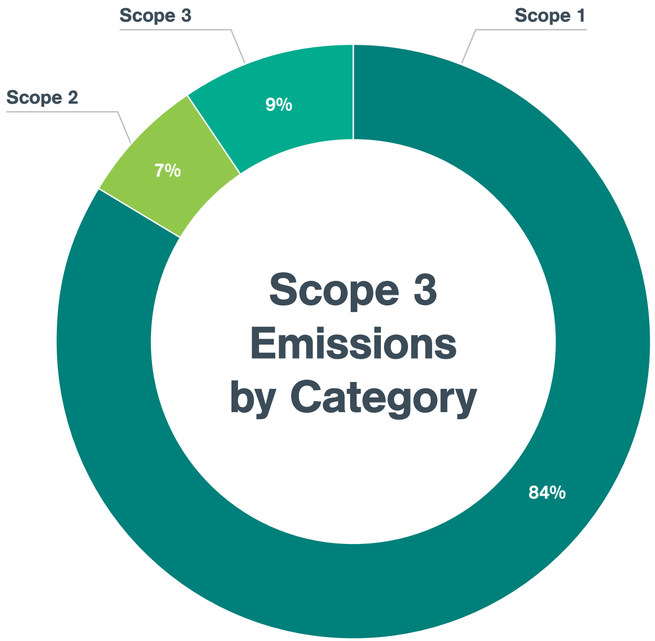

NOTES ABOUT METHODOLOGY:

Sharpsmart Ltd has adopted an operational control approach to establishing the boundary. The methodology adopted in line with the Greenhouse Gas Protocol and the BEIS Environmental Reporting Guidelines. The calculations were completed on the SmartCarbonTM Calculator using the UK Government emissions factors.

CO2e is the universal unit of measurement to indicate the global warming potential (GWP) of Greenhouse Gases (GHGs), expressed in terms of the GWP of one unit of carbon dioxide. There are seven main GHGs that contribute to climate change, as covered by the Kyoto Protocol: carbon dioxide (CO2), methane (CH4), nitrous oxide (N2O), hydrofluorocarbons (HFCs), perfluorocarbons (PFCs), sulphur hexafluoride (SF6) and nitrogen trifluoride (NF3). Different activities emit different gases. Using CO_2e allows all greenhouse gases to be measured on a like-for-like basis.

For National grid electricity consumption, Sharpsmart Ltd has included factors for the transmission and distribution of electricity (T&D) losses, which occur between the power station and site(s). The emissions from T&D has been accounted for in Scope 3. As with other Scope 3 impacts, reporting T&D is voluntary but is recommended standard practice by UK Government.

For Scope 3 Category 5 reporting there was a decrease in the waste emissions factor used from circa 21 to 6.4 in 2024 in accordance with a correction issued by the Department for Energy Security and Net Zero (DESNZ). This related to an error affecting the transport emissions for the recycling and EfW (Energy from Waste) factors. The transport emissions associated with these disposal approaches were reduced.

Emissions Reduction Targets

Our pathway to net zero.





Emissions Reduction Targets

Work continues through our carbon reduction initatives to hit our short and medium term Emission Reduction Targets.

As a result of ongoing investment, our strategic growth plan and increasing customer demand, we anticipate that there will be further projects to enhance our operations, including expansion of our transport fleet, treatment processes and staff resources, in the coming years. However, we aim to undertake this growth in a responsible manner and, through our net zero strategy and carbon reduction projects outlined below, in order to reduce our carbon impact.

In order to continue our progress to achieving Net Zero, our interim targets will be to:

- Achieve a 40% reduction in tCO2e produced per £m turnover by 2027 versus our baseline year.
- Achieve a 25% reduction in tCO2e by 2030 through exploration of alternative fuels, sustainable waste treatment, technology and sustainable procurement processes.

Progress against these targets will be demonstrated in Carbon Reduction Plans Sharpsmart publish for future reporting periods.

Carbon Reduction Projects

Environmental management measures: 7 pillars that will guide our net zero journey.

Workforce Driving sustainability awareness, while cultivating a resourced learning environment for each staff member and our customers to minimise their individual and collective environmental impact.

Digital Optimisation A heightened focus on technology utilisation to reduce resource inefficiency, drive quality in communications and reporting, and strengthen service delivery.

Travel, Transport & Maintenance Proactively reducing carbon emissions from transport associated with hospital services, supply chain infrastructure and business travel.

Facilities & Maintenance Establishing purposeful energy-saving initiatives across all Sharpsmart facilities, with site-optimised maintenance planning and water conservation disciplines.

Supply Chain & Stock Management Harnessing our individual and collective purchasing power to drive supply chain decisions that reduce carbon impact across the full life cycle.

Processing & Treatment Delivering technology innovations and green processes that reduce the carbon footprint of waste containment, processing, treatment, and disposal.

Clinical Site Services Embedding net zero principles across all clinical service touchpoints including logistics, supply chain, portering, container tracking, installation, and mobilisation.

As a business, we are taking steps to reduce our environmental impact across 7 key pillars that underpin our Net Zero Together strategy. Overleaf we will explore just some of the carbon reduction reduction initiatives planned for the next 12 months.

- Introducing two new electric van types into our fleet to enable lower-carbon waste collections and reduce reliance on diesel vehicles.
- Charging infrastructure installation across key sites to support the transition to electric transport.
- Solar power is being utilised to reduce fuel consumption and associated maintenance requirements.
- Additional driver training will be delivered to maximise vehicle range, optimise energy use and embed sustainable driving behaviours.
- Energy consumption across plants will be reduced through improved automated processes, real-time data visibility and strengthened communications.
- Advancing work to refine energy-recovery systems, using enhanced metering data to validate performance and support wider rollout across sites.
- An Environmental Sustainability Policy is being developed to provide a structured framework for managing environmental impacts and driving continuous improvement.

Declaration and Sign Off

Aligning with our global commitment to green innovation and environmental stewardship, we are committed to achieving Net Zero emissions by 2040.



This Carbon Reduction Plan has been completed in accordance with PPN 06/21 and associated guidance and reporting standard for Carbon Reduction Plans.

Emissions have been reported and recorded in accordance with the published reporting standard for Carbon Reduction Plans and the GHG Reporting Protocol corporate standard and uses the appropriate Government emission conversion factors for greenhouse gas company reporting .

Scope 1 and Scope 2 emissions have been reported in accordance with SECR requirements, and the required subset of Scope 3 emissions have been reported in accordance with the published reporting standard for Carbon Reduction Plans and the Corporate Value Chain (Scope 3) Standard.

This Carbon Reduction Plan has been reviewed and signed off by Sharpsmart's Senior Leadership Team (SLT).

Dan Daniels, CEO

SIGNED ON BEHALF OF SHARPSMART

May 2026

DATE:

Sharpsmart
MAKING HEALTHCARE SAFER

Transforming sustainability goals in healthcare waste management

NET ZERO TOGETHER

SSP68 | VERSION: 3