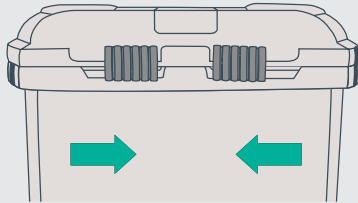
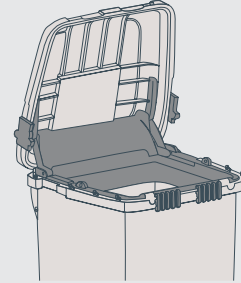


TO OPEN



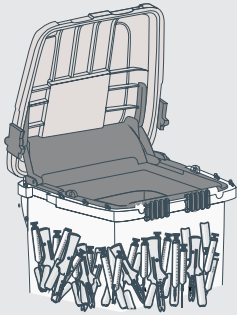
Slide both front locks towards centre.

USAGE



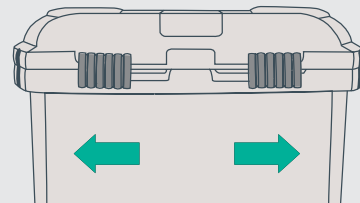
Open lid fully in order to deposit medical waste. When used in conjunction with foot pedal accessory, step on foot pedal to open collector.

IN USE



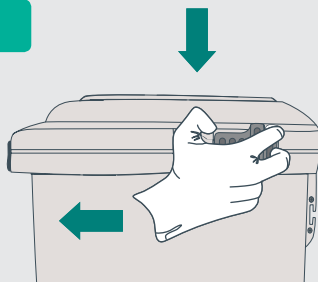
Fill with laparoscopic instruments **only**. Once full, the collector must be permanently locked and replaced.

CLOSE



Slide both front locks away from each other.

LOCK



1

Depress red tab and slide both side catches completely forward.

2

Both side locks must be engaged in a fully forward position.

PLEASE NOTE
Side locks are permanent!

Remember

- Never put hands into sharps collector.
- Always close collector before moving/removing collector.
- Do not deface or write on collector.
- Always dispose of sharps and sharps safety devices into sharps collectors.